SCRH3D16

SMD POWER INDUCTORS

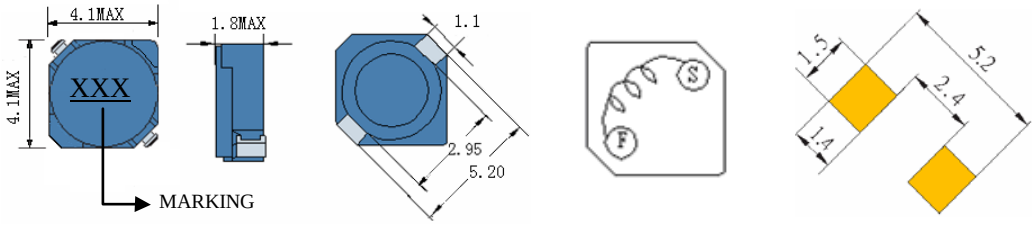

● Features
1. Magnetically shielded construction
2 Excellent Power Density
3 Engineered to Provide High Efficiency

ELECTRICAL CHARACTERISTICS

Part Number	Inductance (uH) (1)	Test Frequency	DC Resistance (Ω MAX) (2)	Saturation Current (3) (A)	Temperature Current (4) (A)
SCRH3D16-1R5	1.5	100KHZ	52m	1.55	2.25
SCRH3D16-2R2	2.2	100KHZ	72m	1.20	1.80
SCRH3D16-3R3	3.3	100KHZ	85m	1.10	1.60
SCRH3D16-4R7	4.7	100KHZ	105m	0.90	1.41
SCRH3D16-6R8	6.8	100KHZ	170m	0.73	1.14
SCRH3D16-100	10	100KHZ	210m	0.55	1.08
SCRH3D16-150	15	100KHZ	295m	0.45	0.92
SCRH3D16-220	22	100KHZ	430m	0.40	0.78
SCRH3D16-330	33	100KHZ	675m	0.32	0.62
SCRH3D16-470	47	100KHZ	940m	0.22	0.52
SCRH3D16-680	68	100KHZ	1.28	0.20	0.44
SCRH3D16-820	82	100KHZ	1.55	0.17	0.41
SCRH3D16-101	100	100KHZ	1.95	0.15	0.35

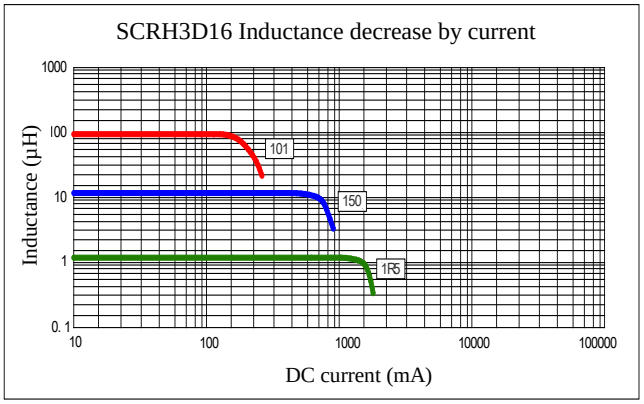

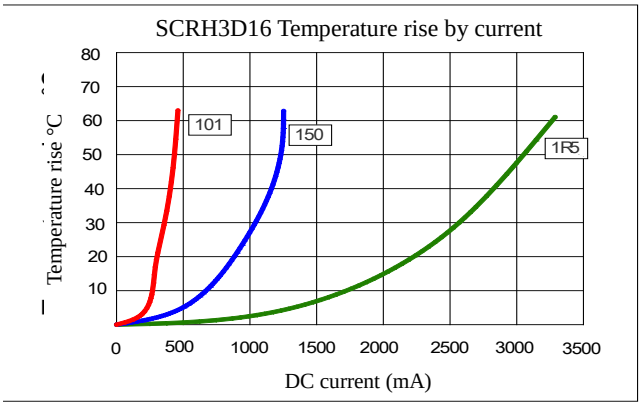

(1). Inductance tolerance ±30% tested at 0.25V, 0ADC and 25℃
(2). DCR measured at 25℃.
(3). The DC current at which the inductance decreases by 35% from its initial value.
(4). The DC current that results in a 40℃ temperature rise from 25℃ambient.

Click here for QUANTITY PER REEL & PACKING INFORMATION

Custom versions available upon request.

© 2019 Signal Transformer –Specification subject to change without notice. 12.19

signal TRANSFORMER a bel group
belfuse.com/signal
128 Atlantic Avenue, Lynbrook, NY 11563
Toll Free 866-239-5777 • Tel 516-239-5777 • Fax 516-239-7208
Sales@signaltransformer.com • techhelp@signaltransformer.com